



# **GILDA**

*Silverlight*



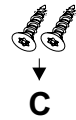
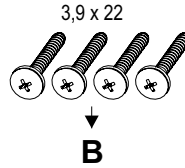
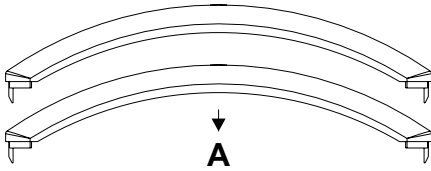
**Manuale di Installazione**  
*Installation manual / Notice technique*  
*Installationshandbuch / Manual de Instalación*

V. 1.5

# COP-short


Pulsantiera di cabina  
Car Operating Panel

## Kit di fissaggio / Fixing kit

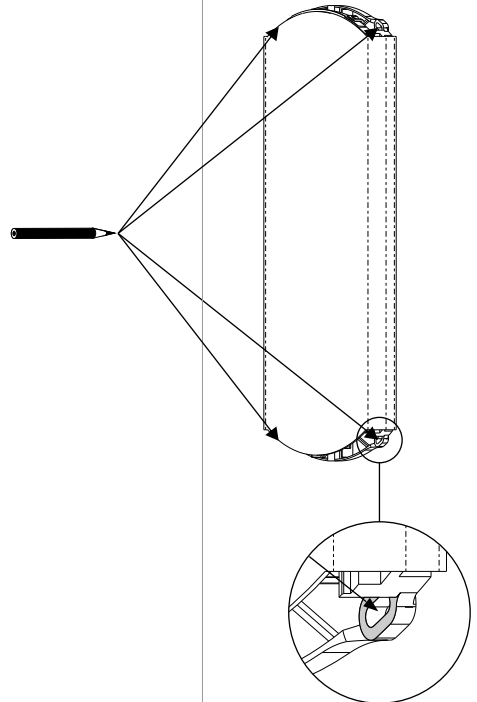


**1**

Zona libera per fissaggio testate.  
Free zone for end caps fixing.



**2**



**2**

**3**

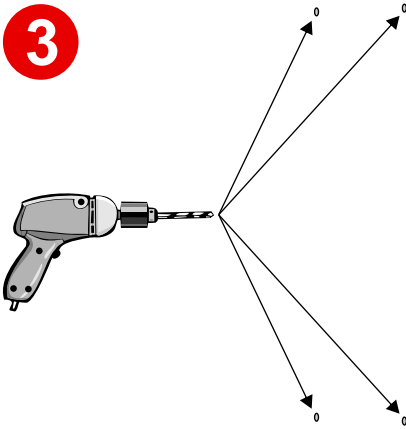
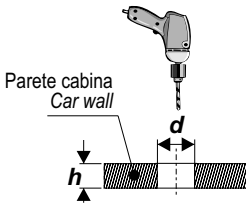
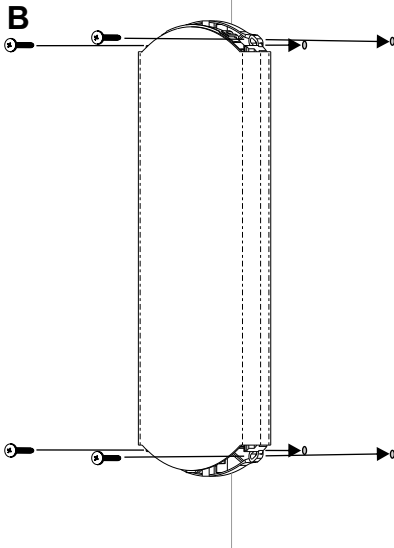


TABELLA DI RIFERIMENTO FORI / TABLE OF REFERENCE HOLES




<i>h</i>	<i>d</i>
0,5 + 0,9 mm	2,95 mm
0,9 + 1,2 mm	3,10 mm
1,2 + 1,5 mm	3,25 mm
1,5 + 1,9 mm	3,50 mm
1,9 + 2,7 mm	3,60 mm

**4**



**5**

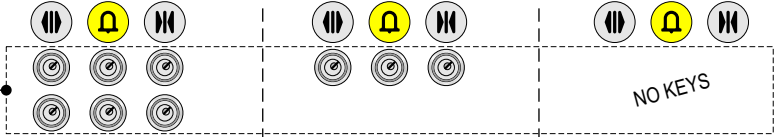


# COP-long

## Pulsantiera di cabina Car Operating Panel

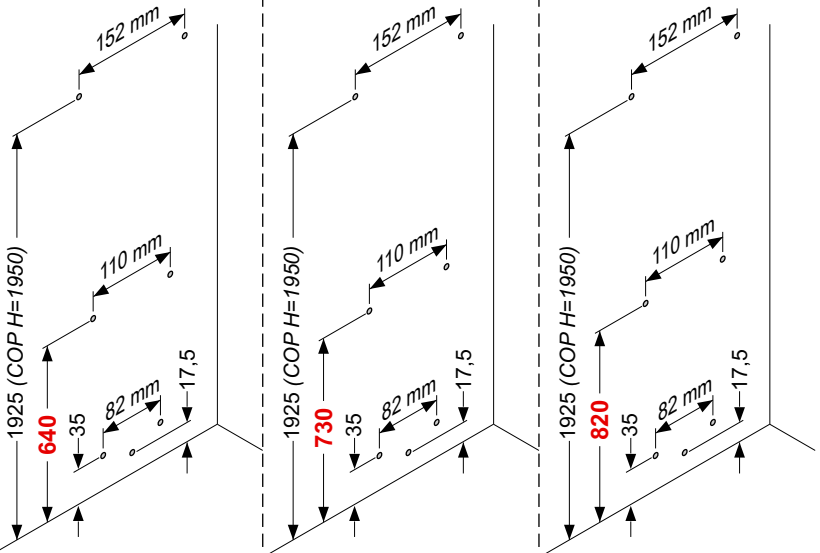
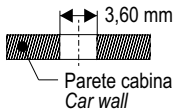
Zona pulsanti di SERVIZIO / SERVICE button zone

**1**

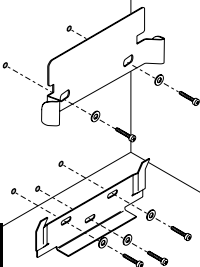


Chiave  
KABA / EUROCYLINDER  
key switch


**7X**



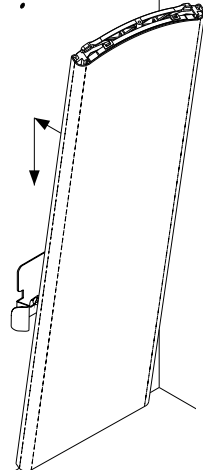
**2**



**3**



**4**




Ancorare la pulsantiera alla parete come da figura.  
Verificare la presenza di 2 mm di aria dal pavimento.  
Tentare di scostarla per verificarne il corretto ancoraggio.

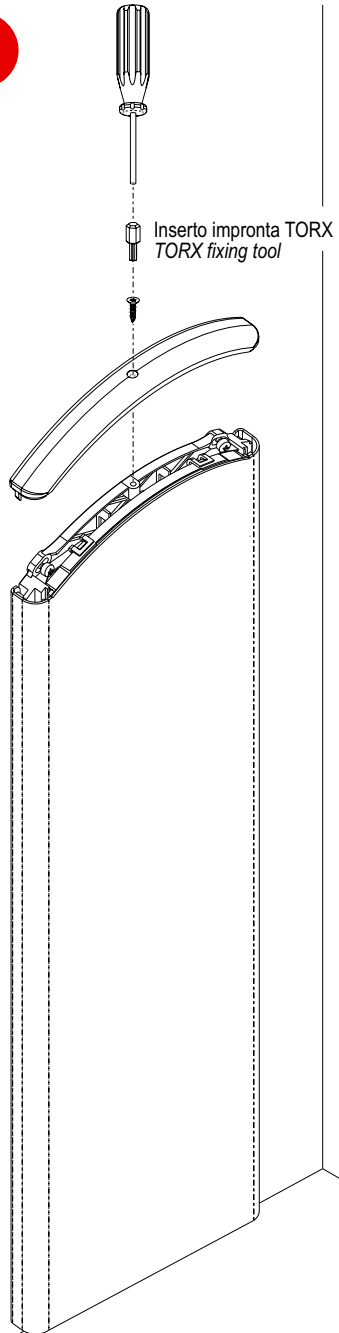
Fix the plate to the wall, as seen in the picture.  
Verify that there are 2 mm of free air from the floor.  
Try to move the plate to verify that is properly anchored.

**4**

5



6



# LOP

## Pulsantiera di piano Landing Operating Panel

### Kit di fissaggio / Fixing kit

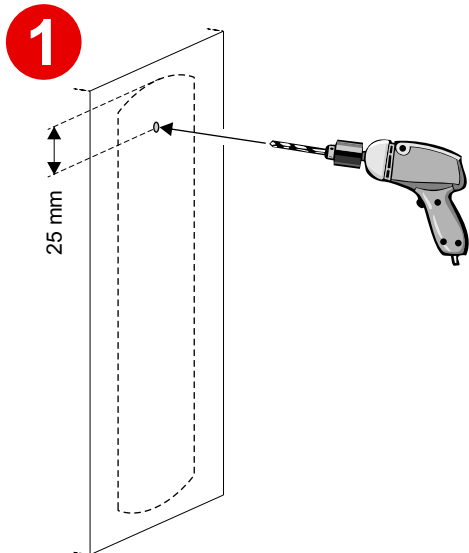
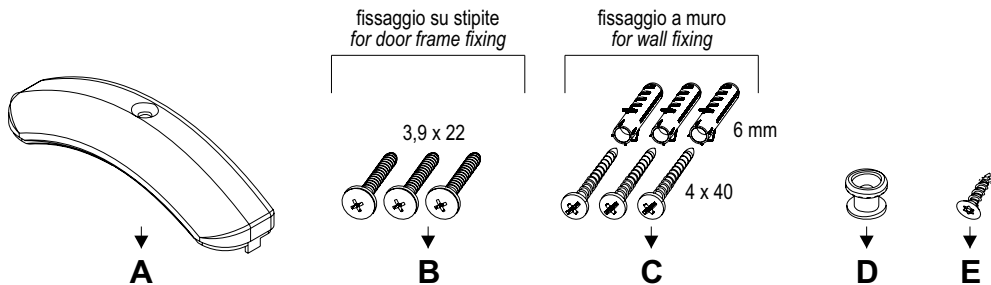
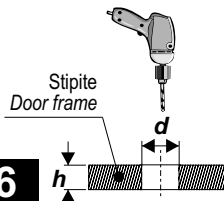
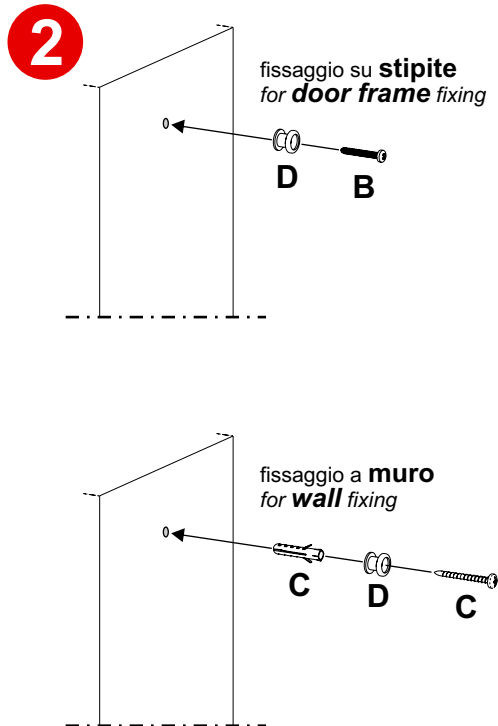


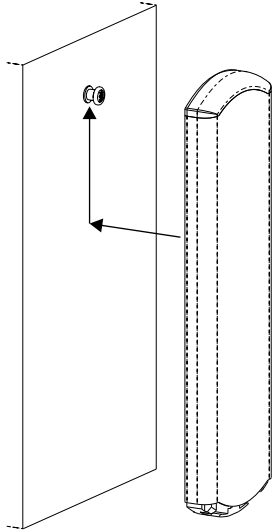
TABELLA DI RIFERIMENTO FORI / TABLE OF REFERENCE HOLES



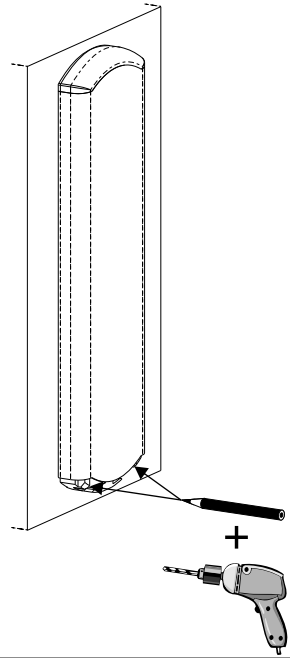
$h$	$d$
0,5 + 0,9 mm	2,95 mm
0,9 + 1,2 mm	3,10 mm
1,2 + 1,5 mm	3,25 mm
1,5 + 1,9 mm	3,50 mm
1,9 + 2,7 mm	3,60 mm



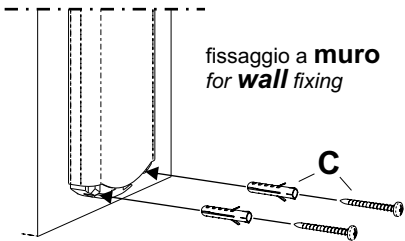
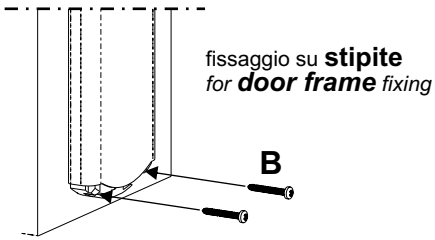
3



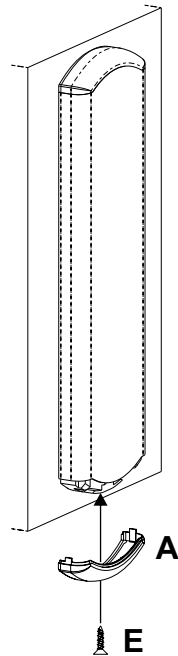
4



5



6



7



Consultare il manuale "**Precauzioni d'uso e sicurezza**"  
Refer to the "**Safety and usage precautions**" manual  
Consulter manuel technique "**Precautions de securite et d'emploi**"  
Handbuch lesen "**Sicherheits- und Gebrauchsanweisung**"  
Consulte el manual "**Precaucioned de seguridad**"




[www.dmg.it](http://www.dmg.it)



**DMG SpA**

Via delle Monachelle, 84/C  
00071 POMEZIA (ROMA) • ITALIA  
Tel. +39 06930251 • Fax +39 0693025240  
[info@dmg.it](mailto:info@dmg.it) • [www.dmg.it](http://www.dmg.it)



93010203